

WELCOME LETTER



Welcome to the Larimer County Fair and Rodeo! We are so happy that you are here to make some memories in a way that works for you. Along with our partners at the fair, we have been working hard to create an environment that supports ALL people and their ability to access the activities at the fair. Much like the mission of the Larimer County Fair, we want to create a sense of community where people feel safe to attend and have a fun experience. Please utilize the social story and the map to plan your time at the fair. If you need a break, come to the sensory room and find some quiet space to relax and regulate. Most importantly, this is a time where everyone belongs and we all support each other as a community. Have an amazing time and be sure to take some pictures to capture the memories you will make at the fair.

A handwritten signature in black ink that reads "Jennifer Korb".

Executive Director, Autism Society of Colorado

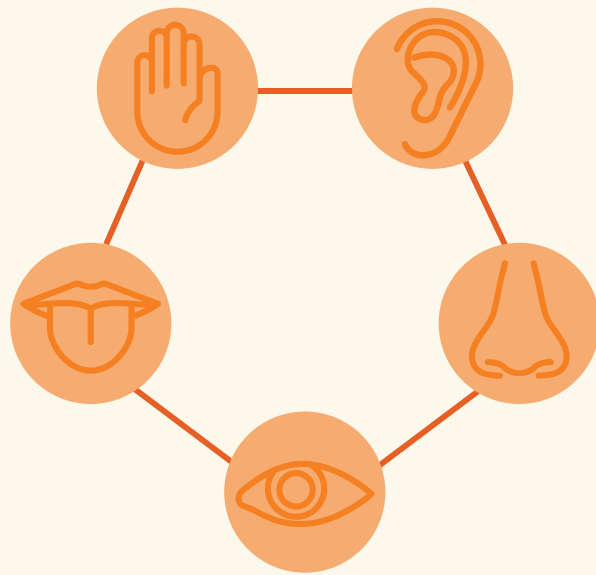
A handwritten signature in black ink that reads "Louise Romero".

Manager of Events, The Ranch
Larimer County

The NoCo Pediatric Team

WHAT IS SENSORY DAY?


The Fair is a very busy place! It can be very loud with many people moving around. Sensory Day at the Fair was created with the goal of making the fair more inclusive and inviting an audience that may not typically get to be a part of the fair. The hours dedicated to Sensory Day have smaller crowds which allows for a quieter environment. Lights and sounds on the rides are turned off so children can enjoy the rides without being overwhelmed.



SENSORY BAGS

Sensory bags are available to borrow for families that need them. These bags, provided by Autism Colorado, include fidgets, wiggle seats, headphones and weighed stuffies.

ICONS



= NOISE LEVEL 1-5



= SHARED SPACE



= MESSY



= INTERACTIVE



= STRONG SMELL

2023 SENSORY FAIR MAP



MAP KEY

- | | |
|-------------------------------------------|--------------------------------------------|
| 1. Carnival Americana + 3 | 9. Ninja Nation + 2 |
| 2. Mac Equipment Inc. Indoor Arena + 3 | 10. Cam's Ag Academy + CVMBS + 2 |
| 3. FNBO South - Open Class Exhibits + 1 | 11. Crafty Chassis + + 2 |
| 4. Watering Hole & Mechanical Bul 1 | 12. Bubbles + 2 |
| 5. Everblocks + 1 | 13. Sensory Room + 1 |
| 6. Children's Bounce Houses + 2 | 14. Mckee Building - 4H Exhibits + 1 |
| 7. Axe Women + 2 | 15. Mobile Earth + Space Observatory + 3 |
| 8. Pony Rides & Petting Zoo + 3 | |



= NOISE LEVEL 1-5



= SHARED SPACE



= MESSY




SENSORY ROOM

The sensory room is a place away from the main areas of the fair. It is here to be a sensory-safe environment for families who need it. It is open every day of the fair, not just on Sensory Day! The room is designed for sensory seekers and avoiders to help them regulate.

The sensory room will have 4 sections.

- There are play tents where I can sit inside if I need a dark and quiet space.
- The seats are a place where I can sit and relax. If I feel like moving and wiggling, I can sit on the seat and wiggle my legs. Or I can go to the hallway and scoot on the scooters or bounce the bouncy balls.
- If I need an activity where I can use my hands, I can sit at the table with the coloring pages. There are also fidgets for me to play with.
- There are weighted stuffies and squishy bean bags that I can squish against my body.

EXHIBITS



AXE WOMEN

When I go to this exhibit, I will see the Axe Women. They chop wood and throw axes. When they are sawing, they are competing to find out who is the fastest. They only hit the target, so I am safe when I sit and watch. When they throw axes, they are trying to see who can throw the axe closer to the center of the target. I can guess who I think will win, and watch to find out if I guessed correctly. I'll stay near my family and keep a safe distance away to watch!




+



2

BUBBLES



Here I will see bubbles. There can be big bubbles and small bubbles and there will be a person doing tricks. I will be able to make my own bubbles. The bubbles are soapy, so I should be careful to not get them in my eyes. I should wash my hands when I am finished playing with the bubbles.



+



+



+




3



CRAFTY CHASSIS

Here, I will make my own piece of artwork. I can choose what supplies and materials I use. If I don't know how to use a supply, I can ask for help and someone can show me how. When I am done with my craft, I need to clean up and put away the supplies I used. Then I can take my craft home!



GIANT LEGO

At this exhibit, I can build with the blocks. I can see how tall I can stack the blocks, or try to make an object. I can choose the colors and shapes of blocks I want to use. I can ask for help if I have trouble getting my blocks where I want them to go. There will be other children to play and share with.





MOBILE EARTH + SPACE OBSERVATORY

Here I can learn about science. I can observe the things happening on earth and in space! I can use the tools and machines to explore. I need to follow the instructions of the people in charge and the other adults so I can use the machines safely and correctly.



NINJA NATION

This is my chance to go through an obstacle course! I will wait my turn in line. When it's my turn, I can go fast or I can go slow. I can climb, crawl or walk. I should be careful on the obstacles. If I get stuck or have trouble, I can ask for help. My family can stand on the side and cheer me on.





CAM'S CLASSROOM

I can learn about agriculture and how food is grown in this tent. There are many different types of food I can learn about. Many are grown here in Colorado! I will be able to touch and see the things I am learning about.



OPEN CLASS



At the Open Class Exhibits, I can see all of the projects that people have made to show at the Fair. I can see flowers and vegetables, arts and crafts, yummy foods, and much more! I can look up towards the ceiling to see the quilts. Everything I see has been handmade by people in my community. They bring them to the fair to see who is the winner. I can see who has the best projects because they have blue ribbons on them. I will keep my hands to myself and use my listening ears and looking eyes to enjoy the exhibits!





LIVESTOCK

In the barns, I can see and learn about the animals. There are many types of animals that come to the Fair. The barn will be loud with people talking and animals making sounds. There will be new and different smells in the barns. I will try to keep myself calm if I am overwhelmed. I can ask for help if I need it. The people bathe and brush their animals so they look their best at the show. They will show their animals and win prizes such as ribbons and trophies. I should not touch the animals unless their owner is there and gives me permission. I should wash my hands when I leave the barn.

CATTLE

There are two types of cattle at the Fair. The first type is Beef Cattle. These cattle are raised for meat. The second type is Dairy Cattle. These cattle are different breeds than Beef Cattle. The cows are milked to make products such as cheese, butter and ice cream! All of the Dairy cows you see at the Fair are girls, because the boys don't produce milk.

GOATS

Just like cattle, some goats are raised for dairy products, and some are raised for meat. The goat's milk can be used to make things other than food, such as soap. I can see that some have horns and some don't!

SHEEP

Sheep are raised for meat, as well as wool. Wool is the sheep's hair on its body. I can see how soft and fluffy they look.

RABBITS


The rabbits are the smallest animals I will see at the Fair. I can see that many are different colors and much bigger than the wild rabbits I see outside at home. Some of these rabbits will be used in the Dress a Bunny exhibit. Can you recognize any of the show rabbits when they're dressed up?

HORSES

At the Fair, I will see many horses. Some are used in the performances that take place during the Fair, including the Rodeo. Some are ridden by the police officers that are at the Fair to help keep people safe.



4-H EXHIBITS



I can see the projects that the 4-H kids have worked on throughout the year. They are detailed and have lots of information about what they've learned. I can read the posters or look at the projects. I will keep my hands to myself in this exhibit so I keep everyone's projects safe.






BOUNCE HOUSES

In the Bounce Houses I can play. I will notice that the floor is bouncy and I may lose my balance. If I fall, I can bounce up again. This is a good place to jump around and use my energy. I should listen to the adults and stop bouncing if they ask me to, so everyone can be safe and have a good time



CARNIVAL



There are many rides and games I can try at the carnival. Some will take me up in the air, and others might make me move or spin! Each is different, and I can ask if I want to know more about something. I should tell an adult if I feel overwhelmed.

